Code Quick Documents

Printable Forms

Copyright 2010

Wheeler Applied Research
cq2kcom@yahoo.com
www.cq2k.com
760-773-9426

Speed Writing

In order for you to copy code at a rapid speed you will need to form some new habits with your letter reproduction skills. With the advent of the computer, many code enthusiasts simply copy code on the keyboard. You may not always have a computer with you when you need to copy, so it is a good idea to learn to write letters the fastest way possible. Typically this means picking up your pen or pencil as few times as possible. A single motion is much quicker than two or three separate strokes. We have developed the characters shown below in an effort to demonstrate how the alphabet and numbers can be written quite rapidly. If you decide to use these, practice them until you can copy the whole alphabet with letters in about 20 seconds. We have arranged them below in the order they are presented in the book, but for practice, just see how fast you can write the alphabet in order and add the numerals and punctuation at the end. If you can write them in 20 seconds you will be able to copy code at 20WPM when the time comes.



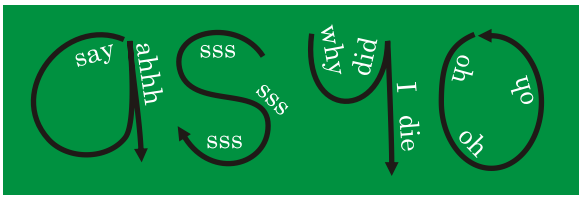



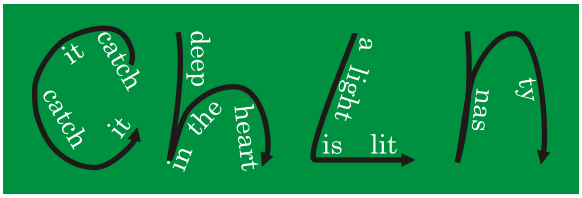

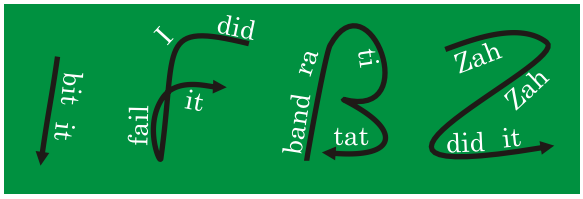



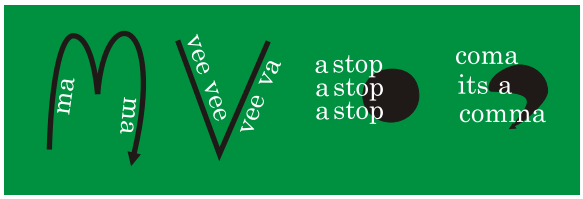

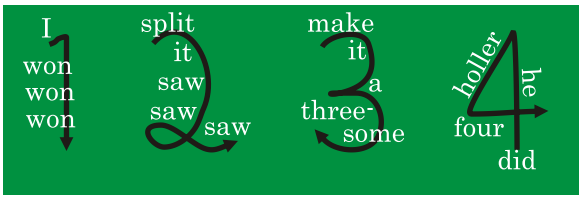



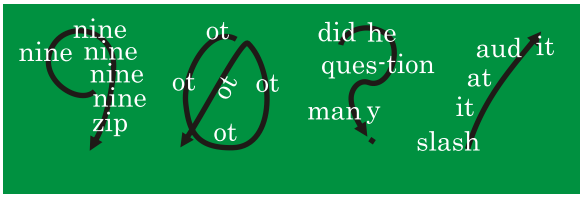

ANSWERS TO CHECK TESTS #1-12

TEST #	Q1	Q2	Q3	Q4	Q5	Q6	Q7	Q8	Q9	Q10
1)	NO	W	NO	NO	NO	W	NO	W	NO	W
2)	K	T	W	T	E	K	K	W	E	W
3)	W	T	Y	A	O	T	S	E	K	E
4)	R	A	P	O	D	R	Y	S	P	D
5)	D	U	Y	R	N	H	R	P	L	C
6)	C	L	I	Z	H	N	B	Z	I	F
7)	B	I	X	G	K	Z	J	F	Q	W
8)	M	,	Q	J	B	X	.	G	V	C
9)	M	,	4	L	2	.	3	F	V	1
10)	8	1	5	2	7	3	4	6	3	8
11)	7	5	2	9	6	1	0	4	3	8
12)	Take two final exams on first section of the program									

DAY 12

First Practice Drill

Give your study of code an extra 6 or 8 minutes of practice per day. You will soon zoom past your quiz at 5, 14 or even 20 wpm. Forget about failing, you know Code Quick.

First Final Exam

(64 ITEMS - Multiply 1.562 times number correct)

FQCJ Z49H ?TNK 16RA

W/2E YI0M ,G5O 8PU.

XDS3 VB7L D.VJ 4SNY

0F/A 7GQT 1W,9 B6ZG

Second Final Exam

(48 ITEMS - Multiply 2.083 times number correct)

VZQ4 E6YT ? J R , 2WN/

YCMI BN6G A5GO 8PZU

. X S 3 F H0J B7LV D.9W

Appendix A

ANSWERS TO CHECK TESTS #13-30

TEST #	Q1	Q2	Q3	Q4	Q5	Q6	Q7	Q8	Q9	Q10
13)	A	C	B	D	A	B	C	A	D	C
14)	C	A	D	B	A	B	D	A	C	B
15)	D	B	C	D	A	A	B	D	C	C
16)	A	D	C	A	B	D	B	C	A	A
17)	C	D	B	D	A	A	D	C	B	C
18)	B	A	D	A	C	B	C	A	D	C
19)	A	D	A	C	B	A	D	A	B	D
20)	D	C	A	A	A	C	C	B	C	C
21)	A	D	B	C	D	B	A	C	B	D
22)	C	B	A	C	D	C	A	A	D	B
23)	D	A	D	B	C	C	A	B	D	D
24)	D	B	D	D	A	C	D	A	A	B
25)	A	C	D	B	C	A	C	B	A	C
26)	C	B	D	B	A	D	C	A	B	D
27)	B	D	B	A	C	C	C	A	D	B
28)	A	D	A	A	A	B	B	B	C	D
29)	D	B	C	C	A	D	B	A	D	C
30)	C	A	B	D	B	A	C	C	A	C

Appendix A

CHECK TEST GRAPH

Mark your graph as you progress. By keeping track of your progress, you will see your growth.

Use these symbols to mark your graph below after each attempt:

1st Attempt ○ 2nd Attempt △ 3rd Attempt ◊ 4th Attempt +

100 %												
90 %												
80 %												
70 %												
60 %												
50 %												
40 %												
30 %												
20 %												
10 %												
Check Test #	**1**	**2**	**3**	**4**	**5**	**6**	**7**	**8**	**9**	**10**	**11**	**12**

DAY DRILLS GRAPH 13-30

Mark your graph as you progress. By keeping track of your progress, you will see your growth.

Use these symbols to mark your graph below after each attempt:

1st Attempt ○ 2nd attempt Δ 3rd Attempt ◊ 4th Attempt +

100 %																		
90 %																		
80 %																		
70 %																		
60 %																		
50 %																		
40 %																		
30 %																		
20 %																		
10 %																		
Test #	13	14	15	16	17	18	19	20	21	22	23	24	25	26	27	28	29	30

COLOR IN EACH CHARACTER YOU MASTER WITH A YELLOW FELT PEN.

A	H	O	V	1	6
B	I	P	W	2	7
C	J	Q	X	3	8
D	K	R	Y	4	9
E	L	S	Z	5	0
F	M	T	.	,	?
G	N	U	/	^	